

w.e.f from 01/04/2020

D I A M O N D

of your Bathroom



About UFC Jaquel

The Unique Faucet Co. born from VARDHMAN group. Since last 20 years VARDHMAN group is engaged with Ceramic Tiles manufacturing. VARDHMAN group is also engaged with Real Estate Business. After success of other business now we have started faucet manufacturing with the brand name of UFC Jaquel, with the mission of design, manufacture, and deliver excellent faucet of the industry that meet the unique needs and expectations of each customer. UFC Jaquel made exhaustive range of faucets, shower and fittings for every style interior, from classic period contours to sculptural modern designs.

UFC Jaquel offers in different design and style in faucets. Wide range of products is unique identity of UFC Jaquel. Manufacturing plant of UFC Jaquel is located at chhatar near Rajkot. UFC Jaquel apply modern technology and expert manpower to produce an excellent faucet. Production is a symbiosis between advanced technology, maximum functionality and aesthetic designing to match the taste of the discerning clientele. We never negotiate with quality, it's identity of any company. Not only sales but customer satisfaction is also priority for us. Service is keen point of UFC Jaquel. Our expert and train technician across India provide prompt after sales service to customers. We believe that quality consists of products and services, which is why, we are committed to continuous improvement through technology, innovation, and world class quality management systems for superior customer satisfaction.

VISION

To be a leader in complete bathing solution

MISSION

Our mission is to design, manufacture, and deliver excellent faucet of the industry that meet the unique needs and expectations of each customer.



Advance
Technology



Skilled
Manpower



Unmatched
Designs



Integrity



Excellent
Quality
Standards



Unbeatable
Customer
Service

**THE BRAND UFC JAQUEL
 UFC MEANS UNIQUE FAUCET CO.
 JAQUEL MEANS,
 HONEST, BENEVOLENT
 AND OFTEN INVENTIVE,
 FULL OF HIGH INSPIRATION.
 IT SIMPLY MEANS COURAGEOUS
 DETERMINED, ORIGINAL
 AND CREATIVE.**

UFC Jaquel offers a range of concealed cisterns with access plates which are suitable for floor standing back to wall and wall mounted WCS. Front access brings a new dimension to bathroom design. Now you are able to incorporate the UFC Jaquel concealed cistern in the bathroom as an integral coordinated accessory. You no longer have to accept the compromise of design access through a panel or a service duct. Seamless surfaces combined with co-ordinated design enhance the look of your bathroom.

UFC Jaquel is setting new standards with its Dual Flush technology for concealed cisterns. Using existing UFC Jaquel air button technology, we have integrated this in to the designed access features of UFC Jaquel wall plates.

CONTENT

Luxurious Bathroom Concept05	Classic Collection20
Single Lever Concept06	Universal Collection21
Curve Collection07	Star Collection22
Diamond Collection08	Nano Collection23
Flusso Collection09	Viva Collection24
Fusion Collection10	Lexo Collection25
Flieben Collection11	Elite I Concealed Body Metropole Collection26
Arrow Collection12	Shower Allied Collection27
Antique Collection13	Brass Drain Valve Accessories28
Royal Collection14	Technical Specification29
Coral Collection15	Toilet Seat Cover Flushing Cisterns31
Pot Collection16	Luxurious SS Kitchen Sink32
Eco Collection17	Consumer Guideline35
Prestige Collection19		



301
Single Lever High Flow Shower Mixer Exposed Parts Kit



B 005 & 302
B 005 - Multi Flow Concealed Body With Cartridge. MRP : 5250
302 - Multi Flow Concealed Exposed Parts Kit Including Three Operating Lever, sleeve And Wall Flange Suitable For B 005 Body. MRP : 3890



B 004
Single Lever High Flow Shower Mixer Concealed Body With Cartridge And Sleeve (20mm)



223
Body shower 4" rectangular shape with installation box and rubit cleaning system



303
Bath tub spout with wall flange (square)



224
Body shower 4" round shape with installation box and rubit cleaning system



304
Bath tub spout with wall flange (half round)

Note :
* Minimum 4 bar pressure is must to install the multi Flow Concept
* No Warrantly avail in body showers



301
Single Lever High Flow Shower Mixer Exposed Parts Kit



B 005 & 302
B 005 - Multi Flow Concealed Body With Cartridge. MRP : 5250
302 - Multi Flow Concealed Exposed Parts Kit Including Three Operating Lever, sleeve And Wall Flange Suitable For B 005 Body. MRP : 3890



B 004
Single Lever High Flow Shower Mixer Concealed Body With Cartridge And Sleeve (20mm)



223
Body shower 4" rectangular shape with installation box and rubit cleaning system



303
Bath tub spout with wall flange (square)



224
Body shower 4" round shape with installation box and rubit cleaning system



304
Bath tub spout with wall flange (half round)

Note :
* Minimum 4 bar pressure is must to install the multi Flow Concept
* No Warrantly avail in body showers

NEW

single lever CONCEPT

For Export & Domestic Product



801
SINGLE LEVER WALL MIXER
WITH BEND FOR PROVISION
OF OVERHEAD SHOWER



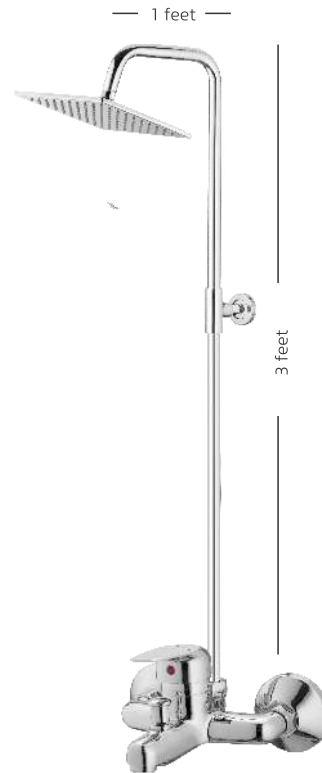
803
SINGLE LEVER WALL MIXER
FOR PROVISION OF HAND
SHOWER



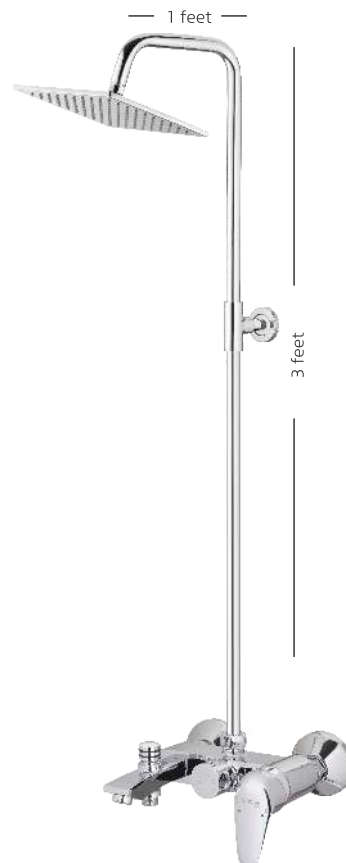
804
SINGLE LEVER WALL MIXER
3 IN 1 SYSTEM WITH PROVISION
FOR BOTH HAND AND OVER
HEAD SHOWER



806
SINGLE LEVER SINK MIXER
WITH SWINGING SPOUT



802
SINGLE LEVER WALL MIXER FOR
PROVISION OF OVERHEAD SHOWER
WITH EXTENDED PIPE (Without Shower Rate)



805
SINGLE LEVER WALL MIXER
3 IN 1 SYSTEM WITH PROVISION
FOR BOTH HAND SHOWER AND
WITH EXTENDED PIPE FOR OVER
HEAD SHOWER (Without Shower Rate)

(20MM) CARTRIDGE



2801
Bib cock with wall flange



2802
Pillar Cock



2803
Pillar cock with extension body



2804
Angular stop cock with wall flange



2805
2 way bib cock with wall flange



2806
Sink cock with swinging spout and wall flange(w/m)



2807
Sink cock with swinging spout(t/m)



2808
Center hole basin mixer with swinging spout (t/m)



2809
Sink mixer with swinging spout (w/m)



2810
Wall mixer with bend for provision of overhead shower



2811
Wall mixer with crutch for provision of hand shower



2812
Wall mixer 3 in 1 system with provision for both overhead and hand shower



2813
Single lever basin mixer with 450mm long braided hoses



2814
Single lever basin mixer extension body



2815-A
Single lever diverter exposed parts kit including operating lever, wall flange and button sleeve

2816-A
High flow single lever diverter exposed parts kit including operating lever, wall flange and button sleeve



2817
Bath tub spout with wall flange



2818
Bath tub spout with button attachment for hand shower with wall flange



2819
Concealed stop cock with wall flange (15mm)



2820
Flush cock with wall flange (washer system) 25mm



2822
Single concealed stop cock with basin spout and flange



2823
Single lever basin mixer (w/m) exposed parts kit including operating lever, wall flange and spout



2824
Concealed stop cock with wall flange (20mm with 20mm cartridge)

diamond COLLECTION

(15MM) CARTRIDGE



2601
Bib cock with wall flange



2602
Pillar Cock



2603
Angular stop cock with wall flange



2604
2 way bib cock with wall flange



2605
Sink cock with swinging spout and wall flange(w/m)



2606
Sink cock with swinging spout (t/m)



2607
Center hole basin mixer with swinging spout (t/m)



2608
Sink mixer with swinging spout(w/m)



2609
Wall mixer with bend for provision of overhead shower



2610
Wall mixer with crutch for provision of hand shower



2611
Wall mixer 3 in 1 system with provision for both overhead and hand shower



2612
Single lever basin mixer with 450mm long braided hoses



2613-A MRP: 2325
Single lever diverter exposed parts kit including operating lever, wall flange and button sleeve



2615
Bath tub spout with wall flange



2616
Bath tub spout with button attachment for hand shower with wall flange



2617
Concealed stop cock with wall flange(15mm)



2618
Flush cock with wall flange (washer system) 25mm



2619
Concealed Stop Cock With Wall Flange (20mm)



2621
Single concealed stop cock with basin spout and flange



2622
Single lever basin mixer (w/m) exposed parts kit including operating lever, wall flange and spout



2623
Concealed stop cock with wall flange (20mm with 20mm cartridge)



2625
Pillar Cock With Extension Body

2624
Concealed stop cock with wall flange (15mm with 20mm cartridge)

(20MM) CARTRIDGE



2501
Bib cock with wall flange



2502
Pillar Cock



2503
Pillar cock with extension body



2504
Angular stop cock with wall flange



2505
2 way bib cock with wall flange



2506
Sink cock with swinging spout and wall flange(w/m)



2507
Sink cock with swinging spout(t/m)



2508
Center hole basin mixer with swinging spout (t/m)



2509
Sink mixer with swinging spout (w/m) (side handle)



2510
Wall mixer with bend for provision of overhead shower




2511
Wall mixer with crutch for provision of hand shower



2512
Wall mixer 3 in 1 system with provision for both overhead and hand shower



2513
Wall mixer with bend for provision of over head shower (side handle)



2514
Wall mixer with crutch for provision of hand shower (side handle)



2515
Wall mixer 3 in 1 system with provision for both overhead and hand shower (side handle)



2516
Single lever basin mixer with 450mm long braided hoses



2517
Single lever basin mixer extension body



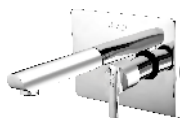
2518-A MRP: 1550
Single lever diverter exposed parts kit including operating lever, wall flange and button sleeve



2520
Concealed stop cock with wall flange (15mm)



2521
Flush cock with wall flange (washer system) 25mm



2523
Single concealed stop cock with basin spout and flange



2524
Single lever basin mixer (w/m) exposed parts kit including operating lever, wall flange and spout



2525
Concealed stop cock with wall flange (20mm with 20mm cartridge)

(20MM) CARTRIDGE



2401
Bib cock with wall flange



2402
Pillar Cock



2403
Pillar cock with extension body



2404
Angular stop cock with wall flange



2405
2 way bib cock with wall flange



2406
Sink cock with swinging spout and wall flange(w/m)



2407
Sink cock with swinging spout(t/m)




2408
Center hole basin mixer with swinging spout (t/m)



2409
Sink mixer with swinging spout (w/m) (side handle)



2410
Wall mixer with bend for provision of overhead shower




2411
Wall mixer with crutch for provision of hand shower



2412
Wall mixer 3 in 1 system with provision for both overhead and hand shower



2413
Wall mixer with bend for provision of over head shower (side handle)



2414
Wall mixer with crutch for provision of hand shower (side handle)



2415
Wall mixer 3 in 1 system with provision for both overhead and hand shower (side handle)



2416
Single lever basin mixer with 450mm long braided hoses



2417
Single lever basin mixer extension body



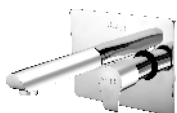
2418-A MRP: 1670
Single lever diverter exposed parts kit including operating lever, wall flange and button sleeve



2420
Concealed stop cock with wall flange (15mm)



2421
Flush cock with wall flange (washer system) 25mm



2423
Single concealed stop cock with basin spout and flange



2424
Single lever basin mixer (w/m) exposed parts kit including operating lever, wall flange and spout



2425
Concealed stop cock with wall flange (20mm with 20mm cartridge)



2301
Bib cock with wall flange



2302
Pillar Cock



2303
Pillar cock with extension body



2304
Angular stop cock with wall flange



2305
2 way bib cock with wall flange



2306
Sink cock with swinging spout and wall flange(w/m)



2307
Sink cock with swinging spout(t/m)



2308
Center hole basin mixer with swinging spout (t/m)



2309
Sink mixer with swinging spout (w/m) (side handle)



2310
Wall mixer with bend for provision of overhead shower



2311
Wall mixer with crutch for provision of hand shower



2312
Wall mixer 3 in 1 system with provision for both overhead and hand shower



2313
Wall mixer with bend for provision of overhead shower (side handle)



2314
Wall mixer with crutch for provision of hand shower (side handle)



2315
Wall mixer 3 in 1 system with provision for both overhead and hand shower(side handle)



2316
Single lever basin mixer with 450mm long braided hoses



2317
Single lever basin mixer extension body



2318-A
Single lever diverter exposed parts kit including operating lever, wall flange and button sleeve



2320
Bath tub spout with wall flange



2321
Bath tub spout with button attachment for hand shower with wall flange



2322
Concealed stop cock with wall flange (15mm)




2323
Flush cock with wall flange (washer system) 25mm



2324
Bib cock with extended operating handle with wall flange



2325
Pillar cock with extended operating handle



2327
Single concealed stop cock with basin spout and flange



2328
Single lever basin mixer (w/m) exposed parts kit including operating lever, wall flange and spout



2329
Concealed stop cock with wall flange (20mm with 20mm cartridge)

(15MM) CARTRIDGE



3201
Bib cock with wall flange



3202
Pillar cock



3203
Pillar cock with extension Body



3204
Angular stop cock with wall flange



3205
2 way bib cock with wall flange



3206
sink cock with swinging spout and wall flange(w/m)



3207
sink cock with swinging spout(t/m)



3208
wall mixer with bend for provision of over head shower



3209
Wall mixer 3 in 1 system with provision for both overhead and hand shower



3210
Single lever basin mixer with 450mm long braided hoses



3211
single lever basin mixer extension body



3212-A
Single lever diverter Exposed parts kit including operating lever, wall flange and button sleeve



3214
Bath tub spout with wall flange



3215
Bath tub spout with button attachment for hand shower with wall flange



3216
Concealed stop cock with wall flange (15mm)



3217
Flush cock with wall flange (washer system) 25mm



3218
Single concealed stop cock with basin spout and flange



3219
Single lever basin mixer (w/m) exposed parts kit including operating lever, wall flange and spout



3220
Concealed stop cock with wall flange (20mm)



3221
Concealed stop cock with wall flange (20mm with 20 mm cartridge)

3222
Concealed stop cock with wall flange (15mm with 20 mm cartridge)



3223 A
Single lever diverter exposed parts kit including operating lever and wall flange (for project only) suitable for B006

(15MM) CARTRIDGE



1801
Bib cock with wall flange



1802
Pillar cock



1803
Pillar cock with extension body



1804
Angular stop cock with wall flange



1805
Bib cock long body with wall flange



1806
2 way bib cock with wall flange



1807
Sink cock with swinging spout and wall flange(w/m)



1808
Sink cock with swinging spout(t/m)



1809
Sink mixer with swinging spout(w/m)



1810
Wall mixer with bend for provision of overhead shower



1811
Wall mixer with crutch for provision of hand shower



1812
Wall mixer 3 in 1 system with provision for both overhead and hand shower



1813
Single lever basin mixer with 450mm long braided hoses



1814
Single lever basin mixer extension body



1815-A
Single lever diverter exposed parts kit including operating lever, wall flange and button sleeve

1816-A
High flow single lever diverter exposed parts kit including operating lever, wall flange and button sleeve



1817
Bath tub spout with wall flange



1818
Bath tub spout with button attachment for hand shower with wall flange



1819
Concealed stop cock with wall flange(15mm)



1820
Flush cock with wall flange (washer system) 25mm



1821
2 way angular stop cock with wall flange



1822
Concealed Stop Cock With Wall Flange (20mm)



1824
Single concealed stop cock with basin spout and flange



1825
Single lever basin mixer (w/m) exposed parts kit including operating lever, wall flange and spout



1826
Concealed stop cock with wall flange (20mm with 20mm cartridge)

1827
Concealed stop cock with wall flange (15mm with 20mm cartridge)

(15MM) CARTRIDGE



3001
Bib cock with wall flange



3002
Pillar Cock



3003
Pillar cock with extension body



3004
Angular stop cock with wall flange



3005
2 way bib cock with wall flange



3006
Sink cock with swinging spout and wall flange(w/m)



3007
Sink cock with swinging spout(t/m)



3008
Center hole basin mixer with swinging spout (t/m)



3009
Sink mixer with swinging spout (w/m)



3010
Wall mixer with bend for provision of overhead shower



3011
Wall mixer with crutch for provision of hand shower



3012
Wall mixer 3 in 1 system with provision for both overhead and hand shower



3013
Single lever basin mixer with 450mm long braided hoses



3014
Single lever basin mixer extension body



3015-A
Single lever diverter exposed parts kit including operating lever, wall flange and button sleeve

3016-A
High flow single lever diverter exposed parts kit including operating lever, wall flange and button sleeve



3017
Bath tub spout with wall flange



3018
Bath tub spout with button attachment for hand shower with wall flange



3019
Concealed stop cock with wall flange



3020
Flush cock with wall flange (washer system) 25mm



3021
Concealed stop cock with wall flange (20mm)



3023
Single concealed stop cock with basin spout and flange



3024
Single lever basin mixer(w/m) exposed parts kit including operating lever, wall flange and spout



3025
Concealed stop cock with wall flange (20mm with 20mm cartridge)

3026
Concealed stop cock with wall flange (15mm with 20mm cartridge)



3027A
Single lever diverter exposed parts kit including operating lever and wall flange (for project only) suitable for B006



3028
Flush cock with wall flange (SS body, washer system 25mm)

NEW

(15MM) CARTRIDGE



3501
Bib cock with wall flange



3502
Pillar cock



3503
Pillar cock with extension body



3504
Angular stop cock with wall flange



3505
Bib cock long body with wall flange



3506
2 Way bib cock with Wall flange



3507
Sink cock with swinging spout and wall flange(w/m)



3508
Sink cock with swinging spout(t/m)



3509
Center hole basin mixer with swinging spout (t/m)



3510
Sink mixer with swinging spout(w/m)



3511
Wall mixer with bend for provision of over head shower



3512
Wall mixer 3 in 1 system with provision for both overhead and hand shower



3513
Single lever basin mixer with 450mm long braided hoses



3514
Single lever basin mixer extension body



3515
Single lever diverter exposed parts kit including operating lever, wall flange and button sleeve



3517
Bath tub spout with wall flange

3516 MRP: 1975
High flow single lever diverter exposed parts kit including operating lever, wall flange and button sleeve



3518
Bath tub spout with button attachment for hand shower with wall flange



3519
Concealed stop cock with wall flange (15mm)



3520
Flush cock with wall flange (washer system) 25mm



3521
Concealed stop cock with wall flange (20mm)

3522
Concealed stop cock with wall flange (20mm with 20mm cartridge)

3523
Concealed stop cock with wall flange (15mm with 20mm cartridge)

NEW

(15MM) CARTRIDGE



3401
Bib cock with wall flange



3402
Pillar Cock



3403
Pillar cock with extension body



3404
Angular stop cock with wall flange



3405
Bib cock long body with wall flange



3406
2 way bib cock with wall flange



3407
Sink cock with swinging spout and wall flange(w/m)



3408
Sink cock with swinging spout and wall flange(w/m)



3409
Sink cock with swinging spout(t/m)



3410
Sink cock with swinging spout(t/m)



3411
Center hole basin mixer with swinging spout (t/m)



3412
Sink mixer with swinging spout(w/m)



3413
Wall mixer with bend for provision of over head shower



3414
Wall mixer 3 in 1 system with provision for both overhead and hand shower



3415
Single lever divertor exposed parts kit including operating lever, wall flange and button sleeve



3417
Bath tub spout with wall flange

3416 MRP: 1975
High flow single lever divertor exposed parts kit including operating lever, wall flange and button sleeve



3418
Bath tub spout with button attachment for hand shower with wall flange



3419
Concealed stop cock with wall flange (15mm)



3420
Flush cock with wall flange (washer system) 25mm



3421
Concealed stop cock with wall flange (20mm)

3422
Concealed stop cock with wall flange (20mm with 20mm cartridge)

3423
Concealed stop cock with wall flange (15mm with 20mm cartridge)

(15MM) CERAMIC CARTRIDGE



3101
Bib cock with wall flange



3102
Pillar cock



3103
Angular stop cock with Wall flange



3104
Bib cock long body with Wall flange



3105
2 way bib cock with Wall flange



3106
Sink cock with swinging spout And wall flange (W/M)



3107
Sink cock with swinging Spout (T/M)



3108
Center hole basin mixer with Swinging spout (T/M)



3109
Sink mixer with swinging Spout (W/M)



3110
Wall mixer with bend for Provision of over head shower



3111
Wall mixer with crutch for Provision of hand shower



3112
Wall mixer 3 in 1 system with Provision for both overhead and Hand shower



3113
Concealed stop cock with Wall flange (15mm)



3114
Concealed stop cock with Wall flange (15mm) (heavy body)



3115
Concealed stop cock with Wall flange (20mm)



3117
Concealed stop cock with wall Flange(15mm with 20mm cartridge)

3116 MRP:1170
Concealed stop cock with wall Flange(20mm with 20mm cartridge)



3118
Flush cock with wall Flange(washer system) 25mm



3119
Flush cock with wall flange (washer system) 25mm (heavy body)



3120
2 way angular stop cock With wall flange



3121
Nozzle bib cock with Wall flange

HALF TURN CARTRIDGE



3301
Bib cock with wall flange



3302
Pillar cock



3303
Angular stop cock with Wall flange



3304
Bib cock long body with Wall flange



3305
2 way bib cock with Wall flange



3306
Sink cock with swinging spout And wall flange (W/M)



3307
Sink cock with swinging Spout (T/M)



3308
Center hole basin mixer with Swinging spout (T/M)



3309
Sink mixer with swinging Spout (W/M)



3310
Wall mixer with bend for Provision of over head shower



3311
Wall mixer with crutch for Provision of hand shower



3312
Wall mixer 3 in 1 system with Provision for both overhead and Hand shower



3313
Concealed stop cock with Wall flange (15mm)



3314
Concealed stop cock with Wall flange (15mm) (heavy body)



3315
Concealed stop cock with Wall flange (20mm)



3316
Flush cock with wall Flange(washer system) 25mm



3317
Flush cock with wall flange (washer system) 25mm (heavy body)



3318
2 way angular stop cock With wall flange



3319
Nozzle bib cock with Wall flange

prestige COLLECTION

(15MM) CARTRIDGE



1501
Bib cock with wall flange



1502
Pillar cock



1503
Angular stop cock with wall flange



1504
Bib cock long body with wall flange



1505
2 way bib cock with wall flange



1506
Sink cock with swinging spout and wall flange(w/m)



1507
Sink cock with swinging spout(t/m)



1508
Center hole basin mixer with swinging spout (t/m)



1509
Sink mixer with swinging spout(w/m)



1510
Wall mixer non telephonic



1511
Wall mixer with bend for provision of overhead shower



1512
Wall mixer with crutch for provision of hand shower



1513
Wall mixer 3 in 1 system with provision for both overhead and hand shower



1514
Concealed stop cock with wall flange(15mm)



1515
Flush cock with wall flange (washer system) 25mm



1516
2 way angular stop cock with wall flange



1517
Concealed Stop Cock With Wall Flange (20mm)



1519
Concealed stop cock with wall flange (20mm with 20mm cartridge)

1520
Concealed stop cock with wall flange (15mm with 20mm cartridge)

(15MM) CARTRIDGE



1401
Bib cock with wall flange



1402
Pillar cock



1403
angular stop cock with wall flange



1404
Bib cock long body with wall flange



1405
2 way bib cock with wall flange



1406
sink cock with swinging spout and wall flange(w/m)



1407
sink cock with extended swinging spout and wall flange(w/m)



1408
sink cock with swinging spout(t/m)



1409
sink cock with extended swinging spout(t/m)



1410
Center hole basin mixer with swinging spout (t/m)



1411
Sink mixer with swinging spout(w/m)



1412
Wall mixer non telephonic



1413
Wall mixer with bend for provision of overhead shower



1414
Wall mixer with crutch for provision of hand shower



1415
Wall mixer 3 in 1 system with provision for both overhead and hand shower



1416
Concealed stop cock with wall flange(15mm)



1417
Flush cock with wall flange (washer system) 25mm



1418
2 way angular stop cock with wall flange



1419
Concealed Stop Cock With Wall Flange (20mm)



1420
Nozzle bib cock with wall flange



1422
Concealed stop cock with wall flange (20mm with 20mm cartridge)

1423
Concealed stop cock with wall flange (15mm with 20mm cartridge)

universal COLLECTION

(15MM) CARTRIDGE



1301
Bib cock with wall flange



1302
Pillar cock



1303
Angular stop cock with wall flange



1304
Bib cock long body with wall flange



1305
2 way bib cock with wall flange



1306
Sink cock with swinging spout and wall flange(w/m)



1307
Sink cock with extended swinging spout and wall flange(w/m)



1308
Sink cock with swinging spout(t/m)



1309
Sink cock with extended swinging spout and wall flange(t/m)



1310
Center hole basin mixer with swinging spout (t/m)



1311
Sink mixer with swinging spout(w/m)



1312
Wall mixer non telephonic



1313
Wall mixer with bend for provision of overhead shower



1314
Wall mixer with clutch for provision of hand shower



1315
Wall mixer 3 in 1 system with provision for both overhead and hand shower



1316
Concealed stop cock with wall flange(15mm)



1317
Flush cock with wall flange (washer system) 25mm



1318
Bath tub spout with wall flange



1319
Bath tub spout with button attachment for hand shower with wall flange



1320
2 way angular stop cock with wall flange



1321
Concealed Stop Cock With Wall Flange (20mm)



1322
Nozzle bib cock with wall flange



1324
Concealed stop cock with wall flange (20mm with 20mm cartridge)

1325
Concealed stop cock with wall flange (15mm with 20mm cartridge)

(15MM) CARTRIDGE



2901
Bib Cock With Wall Flange



2902
Pillar Cock



2903
Pillar cock with extension body



2904
Angular stop cock with wall flange



2905
Bib Cock Long Body With Wall Flange



2906
2 way bib cock with wall flange



2907
Sink Cock With Swinging Spout And Wall Flange(w/m)



2908
Sink Cock With Swinging Spout And Wall Flange(w/m)



2909
Sink Cock With Swinging Spout(t/m)



2910
Sink Cock With Swinging Spout(t/m)



2911
Center Hole Basin Mixer With Swinging Spout (t/m)



2912
Sink Mixer With Swinging Spout(w/m)



2913
Wall Mixer With Bend For Provision Of Over Head Shower



2914
Wall Mixer With Crutch For Provision Of Hand Shower



2915
Wall Mixer 3 In 1 System With Provision For Both Overhead And Hand Shower



2916
Concealed Stop Cock With Wall Flange (15mm)



2917
Flush Cock With Wall Flange (washer System) 25mm



2918
Concealed Stop Cock With Wall Flange (20mm)



2920
Concealed stop cock with wall flange (20mm with 20mm cartridge)

2921
Concealed stop cock with wall flange (15mm with 20mm cartridge)

(15MM) CARTRIDGE



1201
Bib cock with wall flange



1202
Pillar cock



1203
Angular stop cock with wall flange



1204
Bib cock long body with wall flange



1205
2 way bib cock with wall flange



1206
Sink cock with swinging spout and wall flange(w/m)



1207
Sink cock with swinging spout(t/m)



1208
Center hole basin mixer with swinging spout (t/m)



1209
Sink mixer with swinging spout(w/m)



1210
Wall mixer non telephonic spout(w/m)



1211
Wall mixer with bend for provision of overhead shower



1212
Wall mixer with crutch for provision of hand shower



1213
Wall mixer 3 in 1 system with provision for both overhead and hand shower



1214
Concealed stop cock with wall flange(15mm)



1215
Flush cock with wall flange (washer system) 25mm



1216
2 way angular stop cock with wall flange



1217
Bath cock with swinging spout and wall flange



1218
Concealed Stop Cock With Wall Flange (20mm)



1219
Nozzle bib cock with wall flange



1221
Pillar Cock with extension body (12" Height)



1222
Sink cock with swinging spout and wall flange(w/m)



1223
Concealed stop cock with wall flange (20mm with 20mm cartridge)

1224
Concealed stop cock with wall flange (15mm with 20mm cartridge)

(15MM) CARTRIDGE



1101
Bib cock with wall flange



1102
Pillar cock



1103
Angular stop cock with wall flange



1104
Bib cock long body with wall flange



1105
2 way bib cock with wall flange



1106
Sink cock with swinging spout and wall flange(w/m)



1107
Sink cock with swinging spout(t/m)



1108
Center hole basin mixer with swinging spout (t/m)



1109
Sink mixer with swinging spout(w/m)



1110
Wall mixer non telephonic



1111
Wall mixer with bend for provision of overhead shower



1112
Wall mixer with crutch for provision of hand shower



1113
Wall mixer 3 in 1 system with provision for both overhead and hand shower



1114
Concealed stop cock with wall flange(15mm)



1115
Flush cock with wall flange (washer system) 25mm



1116
2 way angular stop cock with wall flange




1117
Bath cock with swinging spout and wall flange



1118
Concealed Stop Cock With Wall Flange (20mm)



1119
Nozzle bib cock with wall flange



1121
Pillar Cock with extension body (12" Height)



1122
Sink cock with swinging spout and wall flange(w/m)



1123
Concealed stop cock with wall flange (20mm with 20mm cartridge)



1125 A
Single lever diverter exposed parts kit including operating lever, wall flange and button sleeve

1126 A
High flow single lever diverter exposed parts kit including operating lever, wall flange and button sleeve

1127 A
Single lever diverter exposed parts kit including operating lever and wall flange (for project only) suitable for B006



1128
Flush cock with wall flange (SS body, washer system 25mm)

NEW

(15MM) CARTRIDGE



1001
Bib cock with wall flange



1002
Pillar Cock



1003
Pillar cock with Extension body



1004
Angular stop cock with wall flange



1005
Bib cock long body with wall flange



1006
2 way bib cock with wall flange



1007
Sink cock with swinging spout and wall flange(w/m)



1008
Sink cock with swinging spout(t/m)



1009
Center hole basin mixer with swinging spout (t/m)



1010
Sink mixer with swinging spout (w/m)



1011
Wall mixer with bend for provision of overhead shower



1012
Wall mixer 3 in 1 system with provision for both overhead and hand shower



1013
Concealed stop cock with wall flange (15mm)



1014
Flush cock with wall flange (washer system) 25mm



1015
Concealed stop cock with wall flange (20mm)

1016
Concealed stop cock with wall flange (20mm with 20mm cartridge)

1017
Concealed stop cock with wall flange (15mm with 20mm cartridge)



1018
2 way angular stop cock with wall flange



2701
Bib cock with wall flange



2702
Bib cock long body with wall flange



2703
Pillar cock short neck



2704
Pillar cock long neck



2705
Pillar cock high neck



2706
Pillar cock super high neck



501 Metropole flush valve with round flange (25mm)

502 Metropole flush valve with round flange (32mm)

503 Metropole flush valve with round flange (40mm)



504 Metropole flush valve with oval flange (25mm)

505 Metropole flush valve with oval flange (32mm)

506 Metropole flush valve with oval flange (40mm)



507 Metropole flush valve with half round flange (25mm)

508 Metropole flush valve with half round flange (32mm)

509 Metropole flush valve with half round flange (40mm)



510 Metropole flush valve with square flange (25mm)

511 Metropole flush valve with square flange (32mm)

512 Metropole flush valve with square flange (40mm)



513
Dual metropole flush valve with round flange (40mm)



514
Dual metropole flush valve with oval flange (40mm)



515
Dual metropole flush valve with half round flange (40mm)



516
Dual metropole flush valve with square flange (40mm)



B 001
Concealed body for single lever divertor with cartridge sleeve only



B 002
Concealed body for high flow single lever divertor with cartridge sleeve only



B 003
Concealed body for single lever basin mixer wall mounted with cartridge sleeve only



ME-001
Brass Reducer for Metropole (40mm to 32mm) optional cartridge sleeve only



102 Extension nipple 1" heavy (brass)

103 Extension nipple 1.5" heavy (brass)

104 Extension nipple 2" heavy (brass)

105 Extension nipple 2.5" heavy (brass)

106 Extension nipple 3" heavy (brass)

107 Extension nipple 4" heavy (brass)

108 Extension nipple 6" heavy (brass)



100 Waste Coupling Half Thread 3"

101 Waste Coupling Full Thread 3"

5908 Waste Coupling 4"

5909 Waste Coupling 6"

5910 Waste Coupling 9"



5911
Pop Up Waste Coupling Regular

5912
Pop Up Waste Coupling 5"

5913
Pop Up Waste Coupling 7"



5914
Bottle Trap With 12" Pipe



5915
Bath Tub Over Flow Set With Pop Up Waste Coupling



5917
Urinal Spreader

5918
Urinal Spreader



517
Soft push valve (25 mm) with round flange

518
Soft push valve (32 mm) with round flange



B-006
Concealed body for single lever divertor with cartridge sleeve only (40 mm cartridge) (for project only)



519
Full flow stop cock (25mm)



520
Angular stop cock with H/F stand



521
Angular stop cock with wall flange (Only for Project)

NO WARRANTY/GUARANTEED ON BELOW PRODUCTS



210
Over head shower with arm and flange



214
Over head shower with arm and flange (5" Round)




216
Over head shower with arm and flange




219
Over head shower with arm and flange (full brass square 4x4)



220
Over head shower with arm and flange (full brass square 6x6)



221
Over head shower with arm and flange (full brass square 8x8)



222
Over head shower with arm and flange (full brass square 12x12)



251
Bidet Spray (Health faucet) with 1.0 mtr. tube and stand (Full brass)



252
Bidet Spray (Health faucet) with 1.0 mtr. tube and stand (Full brass)



253
Bidet Spray (Health faucet) with 1.0 mtr. tube and stand (ABS)



254
Bidet Spray (Health faucet) with 1.0 mtr. tube and stand (ABS)



270
Over head shower with arm and flange (5" Round)



271
Over head shower with arm and flange



272
Over head shower with arm and flange



273
Over head shower with arm and flange



274
Hand shower with 1.5 mtr. tube and stand



275
Hand shower with 1.5 mtr. tube and stand

brass drain valve COLLECTION

Cat. No.	Size	M.R.P.
701	1/2" (15mm)	
702	3/4" (20mm)	
703	1" (25mm)	
704	1 1/4" (32mm)	
705	1 1/2" (40mm)	
706	2" (50mm)	



accessories

FULL BRASS



110
Towel Ring



111
Towel Rail 24"



112
Towel Rack 24"



113
Soap Dish



114
Tumbler Holder



115
Soap Dispenser



116
Robe Hook



124
Paper Holder



117
Towel Ring



118
Towel Rail 24"



119
Towel Rack 24"



120
Soap Dish



121
Tumbler Holder



122
Soap Dispenser

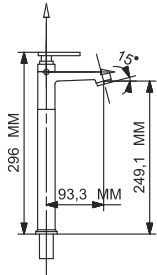


123
Robe Hook

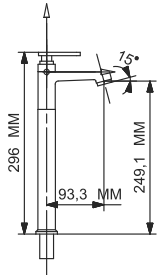


125
Paper Holder

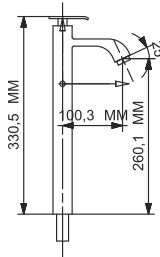
Note : 25mm = 1inch



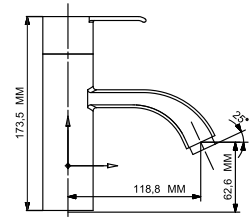
Cat. No. 1121



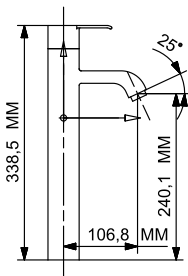
Cat. No. 1221



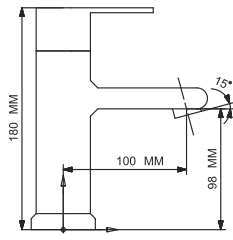
Cat. No. 1803



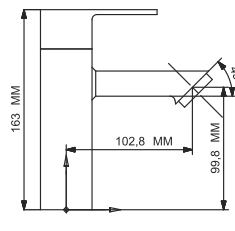
Cat. No. 1813



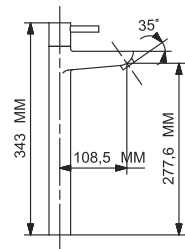
Cat. No. 1814



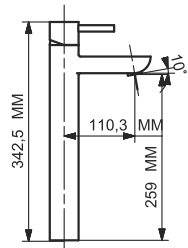
Cat. No. 1914



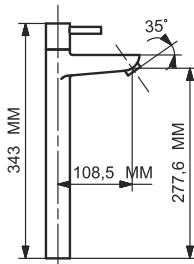
Cat. No. 2214



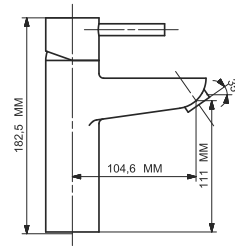
Cat. No. 2303



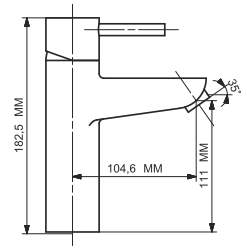
Cat. No. 2317



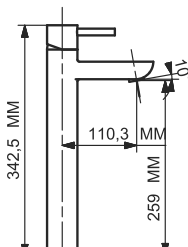
Cat. No. 2403



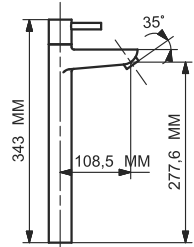
Cat. No. 2316



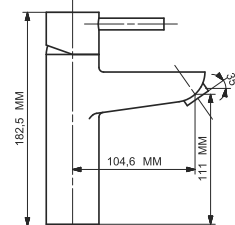
Cat. No. 2416



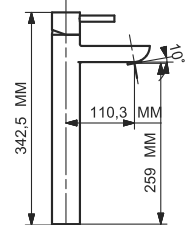
Cat. No. 2417



Cat. No. 2503

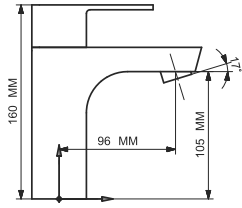


Cat. No. 2516

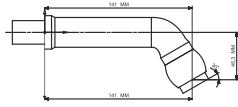


Cat. No. 2517

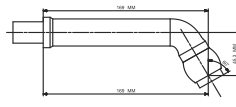
Note : 25mm = 1inch



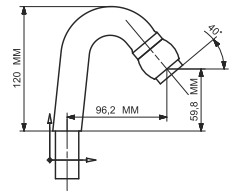
Cat. No. 2610



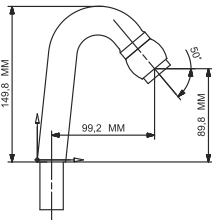
Cat. No. 2701



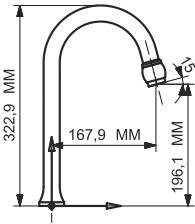
Cat. No. 2702



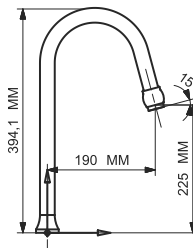
Cat. No. 2703



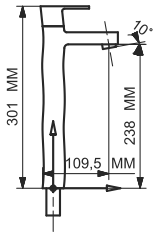
Cat. No. 2704



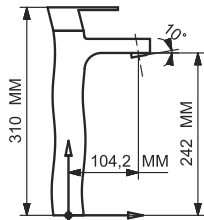
Cat. No. 2705



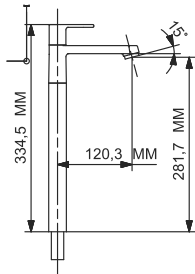
Cat. No. 2706



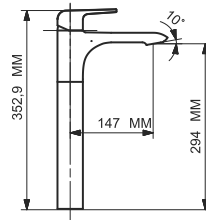
Cat. No. 2803



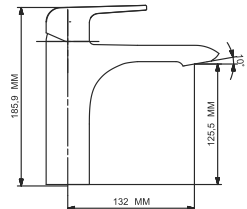
Cat. No. 2814



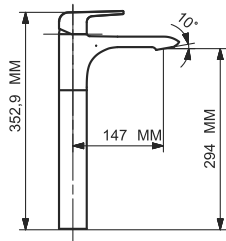
Cat. No. 2903



Cat. No. 3003



Cat. No. 3013



Cat. No. 3014

toilet seat cover

9001
EWC
Seat Cover



9002
EWC
Seat Cover Heavy



9003
Anglo Indian
Seat Cover



flushing cisterns



NEW

9056 MRP: 1170
Single Push Flush Tank Side handle



9053
Dual Push Flush Tank



9055
Single Push Flush Tank



NEW

9057
Single Push Flush Tank Top Flush

9058
Single Push Flush Tank TOP Flush



NEW

9059
Single Push Flush Tank Top Flush

9060
Dual Push Flush Tank Top Flush

Available Color

FOR : 9056, 9057 & 9058



White



Ivory

FOR : 9059 & 9060




Dark Blue



Purple



Burgandy



Black



Sky Blue



Gray



Yellow



Red



CLASS
OF
IT'S
OWN

LUXURIOUS
SS KITCHEN
SINK

luxurious ss kitchen sink



0.8 MM SS 202

NO.	CAT NO.	SINK SIZE	BOWL SIZE	M.R.P.
1	1816808	18x16x8	16x14	
2	2017808	20x17x8	18x15	
3	2118808	21x18x8	18x15	
4	2218808	22x18x8	20x16	
5	2418808	24x18x8	22x16	
6	2418908	24x18x9	22x16	

1.0 MM SS 202

NO.	CAT NO.	SINK SIZE	BOWL SIZE	M.R.P.
1	1816810	18x16x8	16x14	
2	2017810	20x17x8	18x15	
3	2118810	21x18x8	18x15	
4	2218810	22x18x8	20x16	
5	2418810	24x18x8	22x16	
6	2418910	24x18x9	22x16	
7	3718810	37x18x8	16x14	

NOTE:

- SINGLE BOX PACKING AND OUTER 4 PCS CARTOON

luxurious ss kitchen sink



1.0 MM SS 202

NO.	CAT NO.	SINK SIZE	BOWL SIZE	M.R.P.
1	1816810C	18x16x8	16x14	
2	2017810C	20x17x8	18x15	
3	2118810C	21x18x8	18x15	
4	2218810C	22x18x8	20x16	
5	2418810C	24x18x8	22x16	
6	2418910C	24x18x9	22x16	
7	3718810C	37x18x8	16x14	

NOTE:

- INCLUDING CERAMIC COATING
- SINGLE BOX PACKING AND OUTER 4 PCS CARTOON

STAINLESS STEEL

Stainless steel integrates beautifully in any kitchen environment - better than almost any other material. Its main properties:

- Classic, timeless aesthetics
- Rustproof
- Completely heat resistant
- Suitable for food use and hygienic
- Stain and acid resistant
- Non-fading
- Easy to care for

UFC JAQUEL BELIEVE IN CUSTOMER FIRST. WE BELIEVE IN CUSTOMER SATISFACTION.

For UFC JAQUEL, its responsibility does not end by manufacturing quality products. A team of technicians across India provide prompt after-sales services to its customers. UFC JAQUEL also provides unique support to its customers during the designing phase. Some of the general instructions carefully followed by the consumers to get optimum results of the products.

GENERAL INSTRUCTIONS

- Use 25mm pipes rather than 20mm pipes to ensure better water flow and to overcome reduction in diameter of pipeline due to scaling inside the pipeline.
- Keep the minimum number of bends in the pipeline and make it travel straight and vertical as far as possible.
- All the supply must have vent pipes. These vent pipes help in removing air locking in the water supply to give a flow of water from the fittings.
- Test the working of all the concealed fittings installed on a high pressure for leakage before plastering or fixing the line.
- Clean the aerators provided in the items at regular intervals for a perfect foam flow of water from the fittings.
- Place the outlet point in the overhead tank at least 25cm above the ground level of the tank. This prevents the flow of the working parts. Clean the tank thoroughly before the supply starts. It is suggested that the overhead tank must be cleaned at regular interval to avoid deposition of foreign particles.
- Do not use strong harsh cleaning agents containing abrasive, acids detergents as this may cause damage to the chromium finish.
- To protect the finish of fittings from dirt stains and other damages, cover them with cloth/polypack after their installation till they come into actual use.
- It is suggested that center to center distance for hot and cold inter for all type of wall mounted mixers should be maintained at 165mm in which case any of our wall mixers from different ranges can be easily installed without any problem.
- Insist on genuine spares from the company's local service center or its authorised stockist in case of repair or replacement.
- For any type of technical or service assistance, please contact the nearest UFC JAQUEL branch, dealer, or area representative.

WARRANTY TERMS AND CONDITIONS

The product is warranted by UFC JAQUEL to be free of defects in material and workmanship for a period of 9 years from the date of purchase. During this period and under normal use, If the product is found to be of faulty manufacture, the same will be repaired or replace upon proof of purchase, at our option.

The warranty will be avoid and not valid, and UFC JAQUEL will have no liability if:

- The product is not installed, operated or maintained and serviced in compliance with instruction and recommendations of UFC JAQUEL for trouble free fittings.
- Modification, repairs or service are made to the product, nature of the product/logo has been altered, defaced or removed, or the warranty card has been altered.
- Problems arising from improper use of product, improper application or improper maintained products or components of the same or use of bad/hard water.
- The product has been installed and operated outside its designated plumbing conditions and parameters.

☎ 072838 72772
1800 833 3232

